

SQL-POS E-Invoice

Purchase from year 01/01/2024 will be included, just email to query free license.

Minimum SQL Accounting Version Required: 861

Add On Module:

Advance Commission base on	<input type="radio"/> Bill <input type="radio"/> Item <input checked="" type="radio"/> None
Serial Number Module	<input checked="" type="radio"/> Yes <input type="radio"/> No <input type="radio"/> None
Batch No. Module	<input checked="" type="radio"/> Yes <input type="radio"/> No <input type="radio"/> None
E-Wallet ,Credit Card Module	<input checked="" type="radio"/> Yes <input type="radio"/> No <input type="radio"/> None
Sync Module	<input type="radio"/> Yes <input type="radio"/> No <input checked="" type="radio"/> None
Member Module	<input type="radio"/> Yes <input type="radio"/> No <input checked="" type="radio"/> None
Sales Order	<input checked="" type="radio"/> Yes <input type="radio"/> No <input type="radio"/> None
BOM Picking List	<input type="radio"/> Yes <input type="radio"/> No <input checked="" type="radio"/> None
Tenant Report Module	<input checked="" type="radio"/> Yes <input type="radio"/> No <input type="radio"/> None
Advance Scale Module	<input type="radio"/> Yes <input type="radio"/> No <input checked="" type="radio"/> None
Outlet Analysis Module	<input type="radio"/> Yes <input type="radio"/> No <input checked="" type="radio"/> None
E-Invoice Module	<input checked="" type="radio"/> Yes <input type="radio"/> No <input type="radio"/> None

Setting E-Invoice

E-INVOICE INFO

☒ Can Submit E-Invoice ☒ Can Submit Consolidate E-Invoice ☒ Check SQL Account before Submit

☒ Subscript With QR TIN service [Retrieve from SQL](#)

Register Name: IT UNICODE SDN BHD

Address Line 1: No 1, 2nd Floor, Jalan Setia Dagang AK U13/AK,

Address Line 2: Setia Alam, 40170,

Address Line 3: Shah Alam, Selangor.

TIN: C11063958080 BRN: 200101026072

CITY: Shah Alam Tourism:

STATE: Selangor TEL: 03-78901300

Industries Code: NOT APPLICABLE

Country: Malaysia ☒ Show Common only

Email Address: sales@SQL.com.my1

Environment: ☒ Sandbox ☐ Go Live [Connect MyInvois](#) [Test Connection](#)

Client ID: 691b1dc7-e481-4265-bc5a-e6af5132a99a

Client Secret 1: *****

Client Secret 2: *****

[OK](#) [Cancel](#)

Assign Stock classification in Stock Item screen.

Environment: ☒ Sandbox ☐ Go Live [Connect MyInvois](#) [Test Connection](#)

Client ID: 691b1dc7-e481-4265-bc5a-e6af5132a99a

Client Secret 1: *****

Client Secret 2: *****

[Upload E-Invoice Setting to Server](#)

[Download E-Invoice Setting from Server](#)

[Cancel](#)

[?](#)

Right click Client ID to save Secret info in Server, others counter and download this setting.

Stock Item

Code: 123

Stock Group: DEFAULT

Description: 123 PRODUCT

UOM: UNIT

Cost: 8.40

Margin: 16.00 %

Selling Price: 10.00

Profit: 1.60

Rounding: 2

Min Price: 0.00

Default UOM: <Setting>

Classification: 004 Consolidated e-Invoice

This version will check Validated E-Invoice , no allow to delete anymore.

Stock Classification will be post to SQL Account Cash Sales also.

SQL-POS Posting Method: Daily Posting & Close counter posting

SQL-ACC will not have record of each bill e-invoice submission Info.

SQL-POS Posting Method: Each Bill or Each Bill Real Time

SQL-ACC will have record of each bill e-invoice submission info.

For customers who had more than 1 counters, can assign different posting method

Eg. Counter 1 : Each Bill posting method, Counter 2. Close counter Posting method.

To enable QRTIN, SQL-POS posting method must be either each bill or each bill real time, our QRTIN web portal will always query client's SQL Accounting database, to read Cash Sales info, check whether is submitted or not, if not allow consumers to fill up their owner info, once finish fill up, click submit, after success, QRTIN server will update client's SQL Accounting database Cash Sales e-invoice submission UUID and LongID.

Receive Payment

Voucher

SST Tax 0.00
Sub Total 10.00
Scan QR / Discount
Rounding 0.00
Total Amount 10.00

☐ Multiple Payment Pay by CASH

Tender Amount 0.00

7 8 9
4 5 6
1 2 3
< 0 .

OK Cancel

INVOICE

Simple Invoice Invoice

CASH Credit Card Credit Term

Customer / Member 300-A0001 Search Add

A HOME

Address Member E-Invoice Read MyKad Update

NRIC 721028105323
TIN IG6316389060 VD
Tourism TEST1
Sales Tax No. 123
Service Tax No. 456
Postcode 50480 City KUALA LUMPL
State WP KUALA Country
E-Invoice Submission E-Invoice

Chq. No. Ref.
Name Mr. Delta
H/P No. IC

Can click [VD] to do Tin validation.



Collected TIN number will post to SQL Account Cash Sales.


TOTAL : 8.00
TENDER : 8.00
CHANGE : 0.00

Company Info Submit E-Invoice F6 Print Receipt [space] OK


After payment collection, can direct click Submit E-invoice.


View Bill


Date: 28/09/2024   ☐ To Date ☐ Close Counter


Bill No.  **Company Info**

Simple Invoice Invoice


Name include 



Attention  ☐ Print Batch



Refer No.  ☐ Voided Bill



☐ Payment Type 


☐ View Detail



Web QR TIN **E-Invoice** 

POS 80MM 2  

 Preview  Print

 Export  Close

Submit E-Invoice 


Date: 01/08/2024  to 31/08/2024 

SANDBOX

☒ Un submit ☐ E-Invoice Type
☐ Submitted ☒ Conso. Type
☐ Cancelled ☐ All
☐ All

Select all **Company Info** **Check Validation** **Apply** **Open MyTax** **View Web QR**

Select	Doc No.	Date	Code	CompanyName	Amount	Status
<input checked="" type="checkbox"/>	C1-2408/00018	07/08/2024	300-C0001	CASH SALES	85.00	Un-sub...
<input checked="" type="checkbox"/>	C1-2408/00019	07/08/2024	300-C0001	CASH SALES	85.00	Un-sub...
<input checked="" type="checkbox"/>	C1-2408/00020	08/08/2024	300-C0001	CASH SALES	10.00	Un-sub...
<input checked="" type="checkbox"/>	C1-2408/00021	09/08/2024	300-C0001	CASH SALES	8.90	Un-sub...
<input checked="" type="checkbox"/>	C1-2408/00022	11/08/2024	300-C0001	CASH SALES	10.00	Un-sub...
<input checked="" type="checkbox"/>	C1-2408/00023	13/08/2024	300-D0001	DREAM VILLA FURNITURE	10.00	Un-sub...
<input checked="" type="checkbox"/>	C1-2408/00024	14/08/2024	300-C0001	CASH SALES	80.75	Un-sub...
<input checked="" type="checkbox"/>	C1-2408/00025	14/08/2024	300-C0001	CASH SALES	-10.00	Un-sub...
<input checked="" type="checkbox"/>	C1-2408/00026	14/08/2024	300-C0001	CASH SALES	-10.00	Un-sub...
<input checked="" type="checkbox"/>	C1-2408/00027	14/08/2024	300-C0001	CASH SALES	-10.00	Un-sub...
<input checked="" type="checkbox"/>	C1-2408/00028	14/08/2024	300-C0001	CASH SALES	-10.00	Un-sub...
<input checked="" type="checkbox"/>	C1-2408/00029	14/08/2024	300-C0001	CASH SALES	-10.00	Un-sub...
<input checked="" type="checkbox"/>	C1-2408/00030	19/08/2024	300-C0001	CASH SALES	623.00	Un-sub...
<input checked="" type="checkbox"/>	C1-2408/00031	20/08/2024	300-C0001	C ART TECHNOLOGY HUB	13.00	Un-sub...
<input checked="" type="checkbox"/>	C1-2408/00033	20/08/2024	300-A0001	A HOME FURNISHING & SERVICE	700.00	Un-sub...
<input checked="" type="checkbox"/>	C1-2408/00042	21/08/2024	300-A0001	A HOME	8.00	Un-sub...

Cancel E-Invoice **Submit E-Invoice** **Submit Consolidate E-Invoice**  **Close**

Who ever going to use E-Invoicing must switch to Each Bill /(real time) posting method.

Daily & Close counter posting is suitable for Consolidate E-Invoice only.

SQL-POS Setting Database : C:\USERS\PUBLIC\UNIP0501\SQL-POS-0001.fdb Ver. : 5.2024.501.358

System Receipt & License Device POS Screen Payment SQL Account Others

SQL POS

Database in : This Computer

Database Location : C:\eStream\SQLAccounting\DB\ACC-0001.FDB 001 selec DCF

☐ Firebird Password Load info

Database Information : Auto

Company Name IT UNICODE SDN BHD

Remark 2024 ☐ Run This POS when call from SqlAcc

Posting : ☐ show desc

Positng Type

Each Bill (real time)

Daily Basic

Each Bill (real time)

Each Bill

Each Close Counter

☒ Direct Write to SQL ACC

☒ Auto Post after close counter

Cash Sales Number 123 Maintain Bill No. ☒ Use Custom Format Debtor Ctl. Acc. 300-000

OK

There is another cloud subscription is available, this service is allow end user submit his own Tin number into SQL Accounting Database.

A QR barcode will be printed on SQL-POS & SQLmPOS receipt footer.

